

Garfield Heights City School District

# Monthly Financial Report

Fiscal Year 2024 Revenue and Expenditure Activity Through February

# Table of Contents

FISCAL YEAR 2024 REVENUE AND EXPENDITURE ANALYSIS THROUGH FEBRUARY	3
FISCAL YEAR 2024 MONTHLY REVENUE ANALYSIS - FEBRUARY	4
FISCAL YEAR 2024 REVENUE ANALYSIS - JULY - FEBRUARY	5
FISCAL YEAR 2024 MONTHLY EXPENDITURE ANALYSIS - FEBRUARY	6
FISCAL YEAR 2024 EXPENDITURE ANALYSIS - JULY - FEBRUARY	7

# FISCAL YEAR 2024 REVENUE AND EXPENDITURE ANALYSIS THROUGH FEBRUARY

## 1. ACTUAL COMPARED TO FORECAST VARIANCE AND NET FAVORABILITY ANALYSIS

**CURRENT YEAR-TO-DATE REVENUE COLLECTIONS INDICATE A**

**\$2,291,768**

**UNFAVORABLE COMPARED TO FORECAST**

**CURRENT YEAR-TO-DATE EXPENDITURES INDICATE A**

**\$580,092**

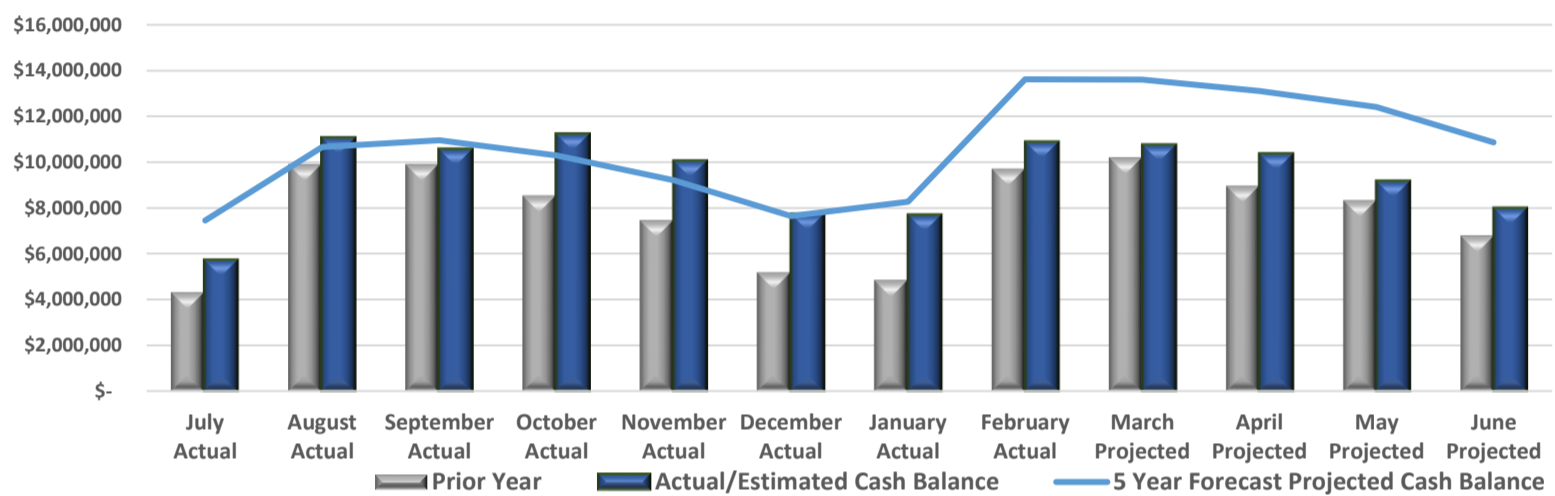
**UNFAVORABLE COMPARED TO FORECAST**

**POTENTIAL NET IMPACT WOULD RESULT IN A**

**\$2,871,860**

**UNFAVORABLE IMPACT ON THE CASH BALANCE**

## 2. VARIANCE AND CASH BALANCE COMPARISON



CURRENT MONTHLY CASH FLOW ESTIMATES A JUNE 30, 2024 CASH BALANCE OF

**\$7,995,126**

Current monthly cash flow estimates, including actual data through February indicate that the June 30, 2024 cash balance will be \$7,995,126, which is \$2,871,860 less than the five year forecast of \$10,866,987.

June 30 ESTIMATED CASH BALANCE IS

**\$(2,871,860)**

LESS THAN THE FORECAST/BUDGET AMOUNT

## 3. FISCAL YEAR 2024 REVENUE SHORTFALL/SURPLUS ANALYSIS (BASED UPON ACTUAL/ESTIMATED VARIANCE)

FY 2023 June Cash Balance

**\$6,773,146**

Estimated FY 2024 June Cash Balance

**\$7,995,126**

OPERATING SURPLUS OF

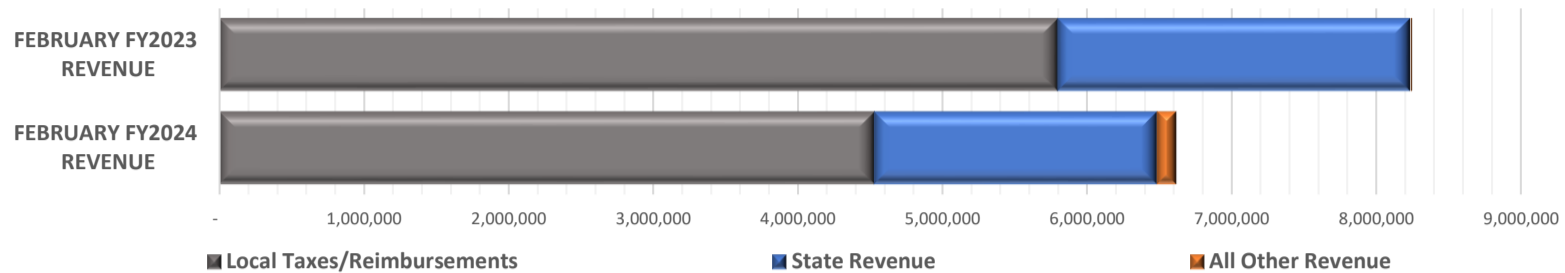
**\$1,221,981**

WILL INCREASE THE CASH BALANCE BY THE END OF THE FISCAL YEAR

Current cash flow monthly trend-estimates indicate this year's ending June 30 cash balance will INCREASE \$1,221,981 compared to last fiscal year ending June 30. This surplus outcome is the result of the cash flow revenue estimate of \$44,127,630 totaling more than estimated cash flow expenditures of \$42,905,649.

# FISCAL YEAR 2024 MONTHLY REVENUE ANALYSIS - FEBRUARY

## 1. FEBRUARY REVENUE COLLECTIONS COMPARED TO PRIOR YEAR



	Actual Revenue Collections For February	Prior Year Revenue Collections	Actual Compared to Last Year
Local Taxes/Reimbursements	4,530,000	5,799,000	▼ (1,269,000)
State Revenue	1,957,561	2,437,096	▼ (479,535)
All Other Revenue	135,269	7,771	▲ 127,497
<b>Total Revenue</b>	<b>6,622,830</b>	<b>8,243,868</b>	▼ (1,621,038)

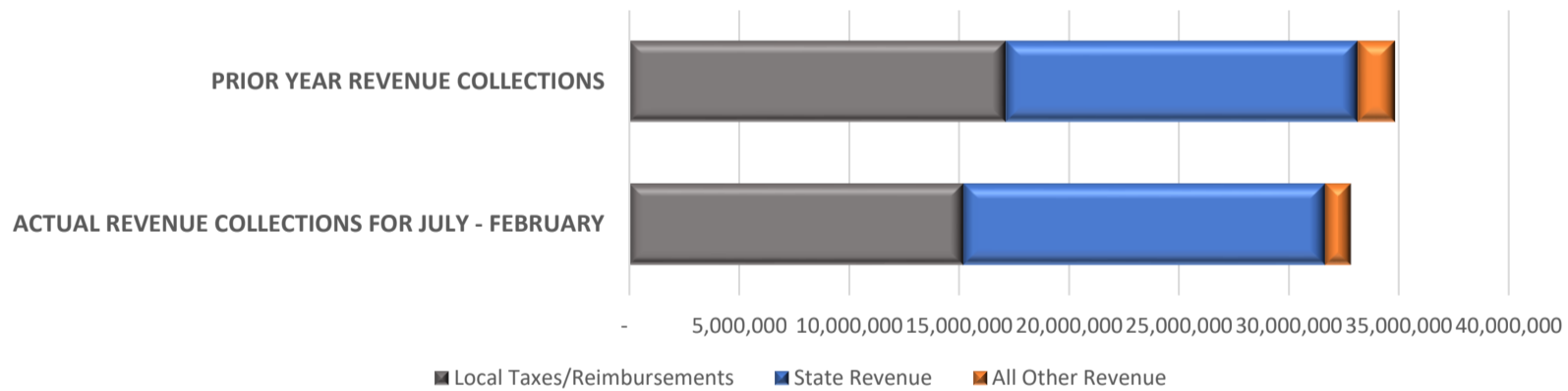
Actual revenue for the month was down

**\$1,621,038**

compared to last year.

Overall total revenue for February is down -19.7% (-\$1,621,038). The largest change in this February's revenue collected compared to February of FY2023 is lower local taxes (-\$1,269,000) and lower restricted aid state (-\$581,554). A single month's results can be skewed compared to a prior year because of the timing of revenue received. The fiscal year-to-date results, when involving additional months of revenue activity can provide more insight.

## 2. ACTUAL REVENUE RECEIVED THROUGH FEBRUARY COMPARED TO THE PRIOR YEAR



	Actual Revenue Collections For July - February	Prior Year Revenue Collections For July - February	Current Year Compared to Last Year
Local Taxes/Reimbursements	15,196,565	17,124,146	▼ (1,927,581)
State Revenue	16,473,225	16,012,212	▲ 461,013
All Other Revenue	1,164,915	1,686,372	▼ (521,457)
<b>Total Revenue</b>	<b>32,834,705</b>	<b>34,822,730</b>	▼ (1,988,025)

COMPARED TO THE SAME PERIOD, TOTAL REVENUES ARE

**\$1,988,025**

LOWER THAN THE PREVIOUS YEAR

Fiscal year-to-date General Fund revenue collected totaled \$32,834,705 through February, which is -\$1,988,025 or -5.7% lower than the amount collected last year. The largest difference in revenue when comparing current year-to-date revenue collected through February to the same period last year is local taxes revenue coming in -\$2,076,178 lower compared to the previous year, followed by unrestricted grants in aid coming in \$744,515 higher.

## FISCAL YEAR 2024 REVENUE ANALYSIS - JULY - FEBRUARY

### 3. POSSIBLE CASH FLOW VARIANCE FROM FORECAST DUE TO FYTD ACTUAL RESULTS

CURRENT YEAR-TO-DATE REVENUE  
COLLECTIONS INDICATE A

**\$2,291,768**

UNFAVORABLE COMPARED TO  
FORECAST

	Forecast Annual Revenue Estimates	Cash Flow Actual/Estimated Calculated Annual Amount	Current Year Forecast Compared to Actual/Estimated
Loc. Taxes/Reimbur.	19,703,017	17,527,164	(2,175,853)
State Revenue	24,919,158	24,513,049	(406,109)
All Other Revenue	1,797,223	2,087,417	290,194
<b>Total Revenue</b>	<b>46,419,398</b>	<b>44,127,630</b>	<b>(2,291,768)</b>

The top two categories (local taxes and unrestricted grants in aid), represents 107.9% of the variance between current revenue estimates and the amounts projected in the five year forecast.

The total variance of \$2,291,768 (current revenue estimates vs. amounts projected in the five year forecast) is equal to 4.94% forecast annual revenue

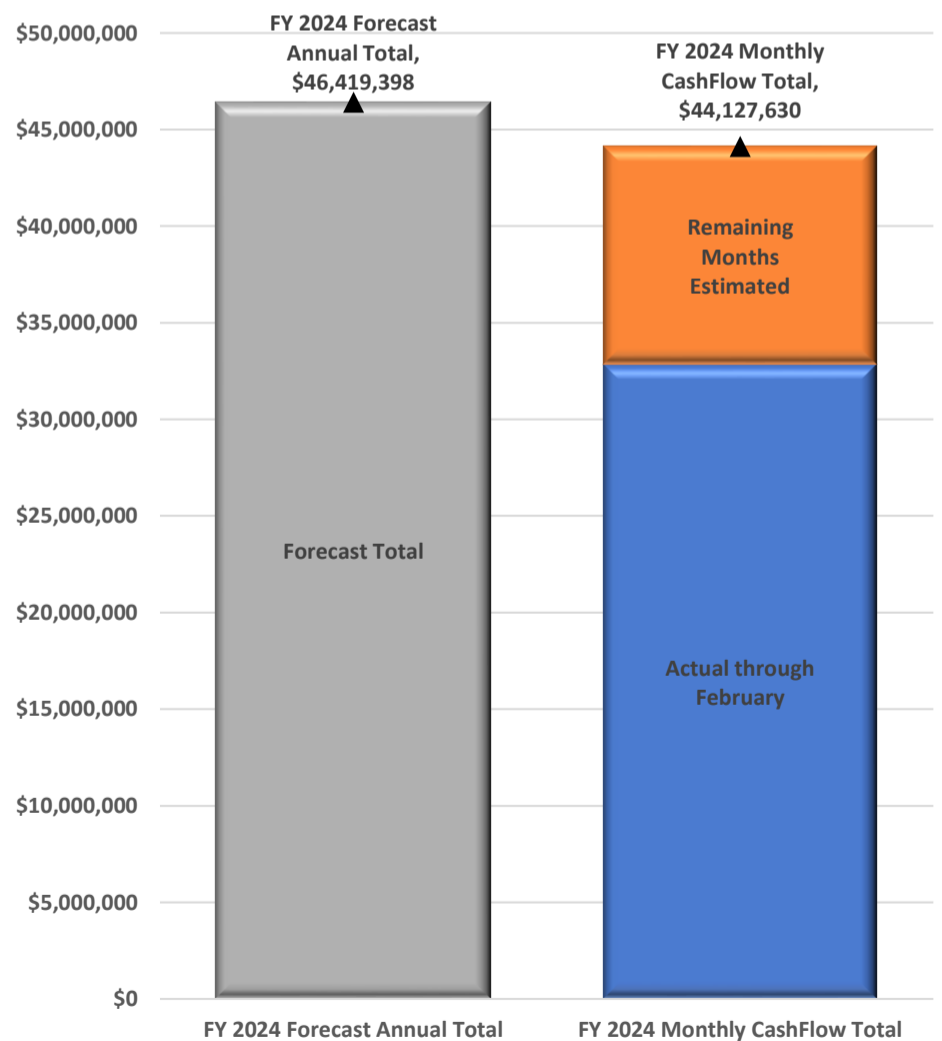
#### Top Forecast vs. Cash Flow Actual/Estimated Amounts

Variance Based on Actual/Estimated Annual Amount	Expected Over/(Under) Forecast
Local Taxes ▼	(2,269,978)
Unrestricted Grants In Aid ▼	(203,968)
Restricted Aid State ▼	(202,141)
Investment Earnings ▲	115,933
All Other Revenue Categories ▲	268,386
<b>Total Revenue ▼</b>	<b>(2,291,769)</b>

### 4. REVENUE VARIANCE ANALYSIS OF POTENTIAL IMPACT

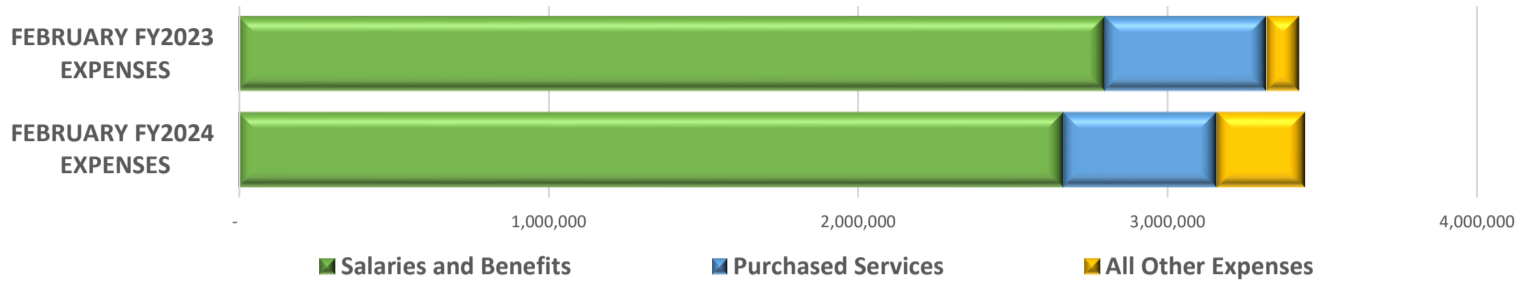
Results through February indicate an unfavorable variance of \$2,291,768 compared to the forecast total annual revenue. This means the forecast cash balance could be reduced.

The fiscal year is 67% complete. Monthly cash flow, comprised of 8 actual months plus 4 estimated months indicates revenue totaling \$44,127,630 which is -\$2,291,768 less than total revenue projected in the district's current forecast of \$46,419,398



# FISCAL YEAR 2024 MONTHLY EXPENDITURE ANALYSIS - FEBRUARY

## 1. FEBRUARY EXPENDITURES COMPARED TO PRIOR YEAR



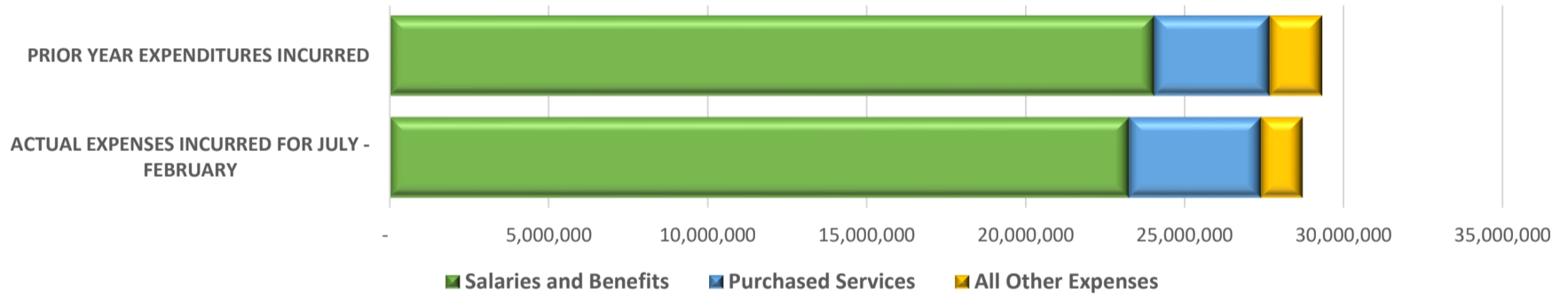
	Actual Expenses For February	Prior Year Expenditure Incurred	Actual Compared to Last Year
Salaries and Benefits	2,664,767	2,799,056	▼ <b>(134,289)</b>
Purchased Services	496,010	520,648	▼ <b>(24,638)</b>
All Other Expenses	283,515	105,217	▲ <b>178,299</b>
<b>Total Expenditures</b>	<b>3,444,292</b>	<b>3,424,921</b>	▲ <b>19,371</b>



Actual expenses for the month was up **\$19,371** compared to last year.

Overall total expenses for February are up .6% (\$19,371). The largest change in this February's expenses compared to February of FY2023 is lower regular certified salaries (-\$117,790), lower tuition and similar payments (-\$117,468) and higher vehicles (\$115,342). A single month's results can be skewed compared to a prior year because of the timing when expenses are incurred. The fiscal year-to-date results, when involving additional months of expense activity can provide more insight.

## 2. ACTUAL EXPENSES INCURRED THROUGH FEBRUARY COMPARED TO THE PRIOR YEAR



	Actual Expenses For July - February	Prior Year Expenditures Incurred	Actual Compared to Last Year
Salaries and Benefits	23,274,501	24,055,935	▼ <b>(781,434)</b>
Purchased Services	4,138,741	3,627,325	▲ <b>511,416</b>
All Other Expenses	1,307,842	1,648,086	▼ <b>(340,244)</b>
<b>Total Expenditures</b>	<b>28,721,085</b>	<b>29,331,346</b>	▼ <b>(610,262)</b>

Compared to the same period, total expenditures are **\$610,262** lower than the previous year

Fiscal year-to-date General Fund expenses totaled \$28,721,085 through February, which is -\$610,262 or -2.1% lower than the amount expended last year. The largest difference in expenditures when comparing current year-to-date expenditures through February to the same period last year is that regular certified salaries costs are -\$872,110 lower compared to the previous year, followed by professional and technical services coming in \$525,801 higher and redemption of principal coming in -\$200,000 lower.

## FISCAL YEAR 2024 EXPENDITURE ANALYSIS - JULY - FEBRUARY

### 3. POSSIBLE CASH FLOW VARIANCE FROM FORECAST DUE TO FYTD ACTUAL RESULTS

**CURRENT YEAR-TO-DATE  
EXPENDITURES INDICATE A**

**\$580,092**

**UNFAVORABLE COMPARED TO  
FORECAST**

	Forecasted Annual Expenses	Cash Flow Actual/Estimated Calculated Annual Amount	Forecasted amount compared to Actual/Estimated
Salaries and Benefits	33,388,246	33,728,036	▲ 339,790
Purchased Services	6,210,898	6,612,120	▲ 401,222
All Other Expenses	2,726,413	2,565,493	▼ (160,920)
<b>Total Expenditures</b>	<b>42,325,557</b>	<b>42,905,649</b>	<b>▲ 580,092</b>

The top two categories (retirement classified and retirement certified), represents 25.8% of the variance between current expense estimates and the amounts projected in the five year forecast.

The total variance of \$580,092 (current expense estimates vs. amounts projected in the five year forecast) is equal to 1.4% of the total Forecasted annual expenses.

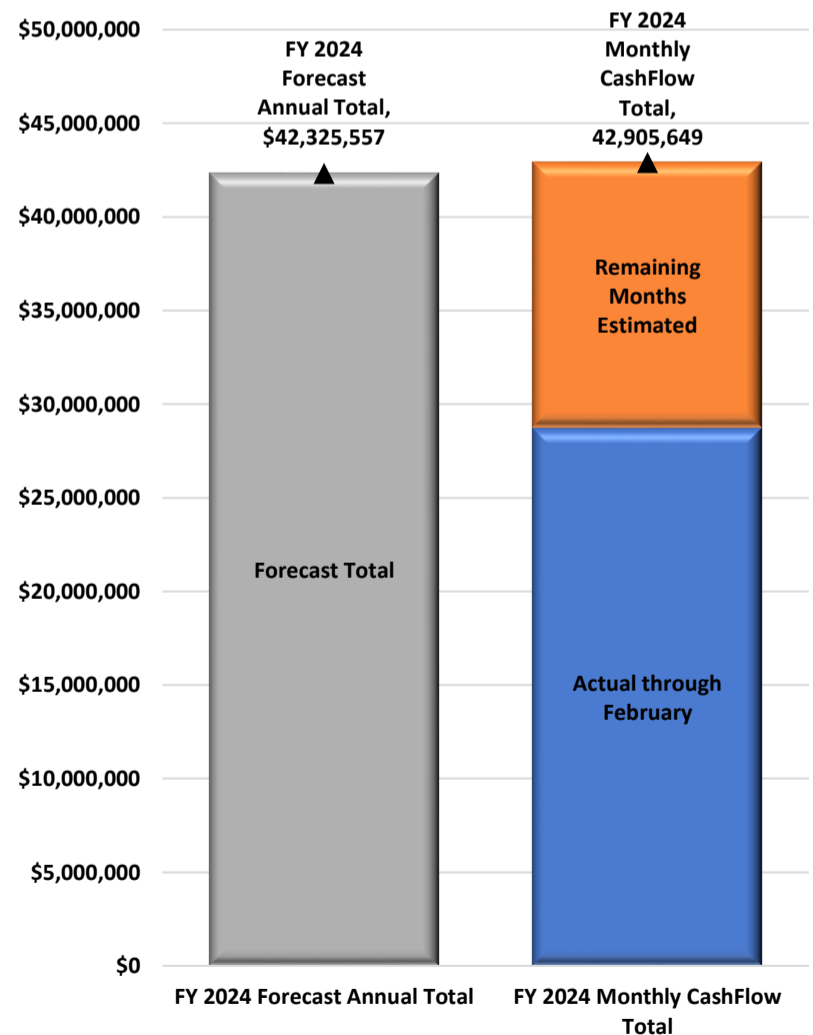
#### Top Forecast vs. Cash Flow Actual/Estimated Amounts

Variance Based on Actual/Estimated Annual Amount	Expected Over/(Under) Forecast
Retirement Classified ▲	<b>815,914</b>
Retirement Certified ▼	<b>(666,190)</b>
Regular Classified Salaries ▲	<b>576,582</b>
Professional and Technical Services ▲	<b>448,212</b>
All Other Expense Categories ▼	<b>(594,427)</b>
<b>Total Expenses ▲</b>	<b>580,092</b>

### 4. EXPENDITURE VARIANCE ANALYSIS OF POTENTIAL IMPACT

Results through February indicate that Fiscal Year 2024 actual/estimated expenditures could total \$42,905,649 which has a unfavorable expenditure variance of \$580,092. This means the forecast cash balance could be reduced.

The fiscal year is approximately 67% complete. Monthly cash flow, comprised of 8 actual months plus 4 estimated months indicates expenditures totaling \$42,905,649 which is \$580,092 more than total expenditures projected in the district's current forecast of \$42,325,557



## Garfield Heights City Schools




February 29, 2024

FINSUMM Financial Summary

Fund	Fund Name	Beginning Balance	Monthly Receipts	Fiscal Year To Date Receipts	Monthly Expenditures	Fiscal Year To Date Expenditures	Current Fund Balance	Current Encumbrances	Unencumbered Fund Balance
001	General Fund	\$6,773,145.75	\$6,622,829.63	\$32,834,705.11	\$3,444,292.18	\$28,721,084.57	\$10,886,766.29	\$2,058,125.05	\$8,828,641.24
002	Bond Retirement	\$2,404,571.22	\$852,000.00	\$2,605,579.57	\$0.00	\$4,097,339.47	\$912,811.32	\$0.00	\$912,811.32
003	Permanent Improvement	\$101,972.68	\$39,054.50	\$86,889.45	\$0.00	\$181,005.63	\$7,856.50	\$0.00	\$7,856.50
004	Building Fund	\$41,212.47	\$9,973.87	\$44,163.12	\$0.00	\$0.00	\$85,375.59	\$0.00	\$85,375.59
006	Food Service	\$1,626,825.50	\$283,007.66	\$942,111.83	\$170,677.71	\$1,107,827.01	\$1,461,110.32	\$356,265.38	\$1,104,844.94
007	Special Trust	\$10,614.21	\$0.00	(\$850.00)	\$0.00	\$4,500.00	\$5,264.21	\$4,500.00	\$764.21
008	Endowment Trust	\$106,158.71	\$714.29	\$5,501.86	\$0.00	\$1,500.00	\$110,160.57	\$0.00	\$110,160.57
009	Uniform Supplies	\$0.00	\$929.00	\$3,913.00	(\$304.49)	\$20,763.12	(\$16,850.12)	\$3,895.02	-\$20,745.14
014	Rotary - Internal Services	\$45,764.69	\$850.00	\$1,400.00	\$0.00	\$7,578.85	\$39,585.84	\$15,663.68	\$23,922.16
018	Public School Support	\$9,132.96	\$7,003.75	\$25,247.63	\$312.90	\$11,055.36	\$23,325.23	\$5,785.66	\$17,539.57
019	Other Grants	\$365,281.16	\$8,000.00	\$605,627.48	\$44,582.52	\$413,682.35	\$557,226.29	\$195,446.41	\$361,779.88
022	District Agency	\$28,500.12	\$0.00	\$0.00	\$0.00	\$0.00	\$28,500.12	\$0.00	\$28,500.12
024	Employee Benefits Self Insurance	\$94,542.36	\$0.00	\$0.00	(\$9,090.34)	(\$123,120.43)	\$217,662.79	\$1,961,048.90	-\$1,743,386.11
034	Classroom Facilities Maintenance	\$193,838.04	\$55,945.50	\$204,673.57	\$9,470.92	\$236,097.90	\$162,413.71	\$42,895.76	\$119,517.95
200	Student Managed Funds	\$17,325.28	\$0.00	\$11,434.23	\$0.00	\$26,399.02	\$2,360.49	\$5,033.54	-\$2,673.05
300	District Managed Funds	(\$503.00)	\$108,576.00	\$129,644.98	\$23,436.75	\$193,192.81	(\$64,050.83)	\$52,792.66	-\$116,843.49
401	Auxiliary Services	(\$930.38)	\$349,438.34	\$705,007.73	\$121,139.37	\$315,046.84	\$389,030.51	\$225,051.92	\$163,978.59
439	Public School Preschool	(\$6,460.30)	\$0.00	\$12,806.41	\$23,348.35	\$123,627.78	(\$117,281.67)	\$0.00	-\$117,281.67
440	Entry Year Programs	\$182.53	\$0.00	\$0.00	\$0.00	\$0.00	\$182.53	\$0.00	\$182.53
451	OneNet (Data Communication)	\$13,228.04	\$0.00	\$230.50	\$0.00	\$0.00	\$13,458.54	\$0.00	\$13,458.54
452	Schoolnet Professional Development	\$8.95	\$0.00	\$0.00	\$0.00	\$0.00	\$8.95	\$0.00	\$8.95
461	Vocational Education Enhancements	\$3,198.82	\$0.00	\$0.00	\$0.00	\$0.00	\$3,198.82	\$0.00	\$3,198.82
463	Alternative Schools	\$334.05	\$0.00	\$0.00	\$0.00	\$0.00	\$334.05	\$0.00	\$334.05
467	Health and Wellness	\$0.67	\$0.00	\$0.00	\$0.00	\$0.00	\$0.67	\$0.00	\$0.67
499	Miscellaneous State Grants	\$20,886.27	\$0.00	\$0.00	\$0.00	\$0.00	\$20,886.27	\$0.00	\$20,886.27
504	CCBD funds (defunct)	\$0.45	\$0.00	\$0.00	\$0.00	\$0.00	\$0.45	\$0.00	\$0.45
506	Race to the Top	\$604.50	\$0.00	\$0.00	\$0.00	\$0.00	\$604.50	\$0.00	\$604.50
507	ESSER	(\$423,219.67)	\$264,771.98	\$9,225,859.07	\$842,901.57	\$8,746,502.97	\$56,136.43	\$785,126.31	-\$728,989.88
509	21st Century College Now	\$68,440.60	\$0.00	\$34,970.33	\$25,634.57	\$137,962.26	(\$34,551.33)	\$9,782.11	-\$44,333.44
516	IDEA-B	(\$30,612.82)	\$13,193.05	\$610,059.37	\$141,990.67	\$760,369.43	(\$180,922.88)	\$324,434.51	-\$505,357.39
533	Title IID Technology	\$75.92	(\$0.00)	(\$0.00)	\$0.00	\$0.00	\$75.92	\$0.00	\$75.92
536	Title I - School Improvement Part A	\$4,951.85	\$9,119.99	\$36,535.67	\$3,810.13	\$42,376.93	(\$889.41)	\$0.00	-\$889.41
572	Title I - Disadvantaged Children	(\$804,033.18)	\$159,064.43	\$2,077,747.17	\$170,574.78	\$2,030,663.59	(\$756,949.60)	\$175,023.61	-\$931,973.21
573	Title V	\$2,074.48	\$0.00	\$0.00	\$0.00	\$0.00	\$2,074.48	\$0.00	\$2,074.48
584	Title IVA	(\$499.33)	\$0.00	\$110,790.63	\$23,348.81	\$138,132.44	(\$27,841.14)	\$58,889.19	-\$86,730.33
587	Preschool Handicap	(\$2,045.72)	\$0.00	\$24,313.10	\$2,435.16	\$38,563.19	(\$16,295.81)	\$0.00	-\$16,295.81
590	Title II-A - Improving Teacher Quality	(\$49,814.02)	\$0.00	\$128,256.43	\$3,156.99	\$171,003.77	(\$92,561.36)	\$10,774.81	-\$103,336.17
599	Miscellaneous Federal Grants	\$4,903.68	\$0.00	\$0.00	\$0.00	\$0.00	\$4,903.68	\$0.00	\$4,903.68
	<b>Grand Totals (ALL Funds)</b>	<b>\$10,619,657.54</b>	<b>\$8,784,471.99</b>	<b>\$50,466,618.24</b>	<b>\$5,041,718.55</b>	<b>\$47,403,154.86</b>	<b>\$13,683,120.92</b>	<b>\$6,290,534.52</b>	<b>\$7,392,586.40</b>



**Garfield Heights City Schools**



**Approved Grant Funds for 2023/2024**

Fund	Description	Authorized Amount	Monthly Amount Received	Amount Received Project-To-Date
<u><i>Intermediate Grants</i></u>				
019/914A	Closing the Achievement Gap - CY 2023/CY2024	\$100,000.00		104,184.65
019/924T	TSL Grant (expected amount from ESC)	\$405,298.93		\$88,572.72
<b>Total Intermediate Grants</b>		<b>\$505,298.93</b>		<b>\$192,757.37</b>
<u><i>State Grants</i></u>				
439/9024	Public School Preschool	\$170,000.00		\$0.00
019/9240	State Safety and Security Grant	\$150,000.00		\$150,000.00
<b>Total State Grants</b>		<b>\$320,000.00</b>		<b>\$150,000.00</b>
<u><i>Federal Grants -Entitlement Funds</i></u>				
509/9024	College Now	\$200,000.00		\$34,970.33
516/9024	IDEA-B Special Education	\$1,107,492.63	\$13,193.05	\$558,058.51
536/9024	Title I Non Competitive School Imp.	\$129,316.77	\$9,119.99	\$24,373.83
572/9024	Title I	\$2,290,355.22	\$159,064.43	\$781,714.64
572/924E	Title I - Expanding Opportunitites Sub-Grant	\$56,818.23		\$0.00
587/9024	Preschool Special Education	\$19,838.66		\$8,107.93
590/9024	Title II-A Improving Teacher Quality	\$331,377.06	\$0.00	\$71,619.17
584/9024	Title IV-A Student Supp/Academic Enrich	\$252,010.68		\$63,765.28
584/924S	TITLE IV- STRONGER CONNECTIONS SUB-GRANT	\$94,156.17		\$0.00
507/9024	ARP ESSER - EXPIRES 9/30/2024	\$16,158,353.99	\$264,771.98	9,262,664.89
<b>Total Federal Grants</b>		<b>\$20,639,719.41</b>		<b>\$10,805,274.58</b>

**Total percent of project cash received**

**52%**

CASH RECONCILIATION FEBRUARY 29TH, 2024

**Garfield Heights City School District February**

DEPOSITORY BALANCES

First Merit - Athletic Account	
JPMorgan Chase (payroll)	\$47,075.55
Key Bank (checking)	\$191,300.82
PNC Bank (checking)	\$159,416.48
PNC Bank (deposits)	\$698,557.45

**TOTAL DEPOSITORY BALANCES** **\$1,096,350.30**

INVESTMENTS

PNC	\$2.39
Star Ohio	\$10,977,937.50
Citizens Bank	\$33,673.83
Citizens Bank	\$6,705.22
RedTree Investment	\$1,724,989.25

**TOTAL INVESTMENTS** **\$12,743,308.19**

---

**TOTAL CASH ON HAND**

**GRAND TOTAL** **\$13,839,658.49**

RECONCILING ITEMS

Outstanding Checks-Regular Account	(\$128,765.79)
Outstanding Electronic Items	(\$28,078.59)
Outstanding Check - Payroll Account	(\$6,182.22)
Outstanding Parma Quarterly Tax	(\$68.68)
IRS Payment to be reimbursed ( Cleared JP 12/5/2023)	\$2,378.65
Payroll Adjustments	\$1,079.23
American Fidelity Variance December Bank to Book	(\$212.35)
American Fidelity Variance January Bank to Book	\$3,320.55
American Fidelity Variance February Bank to Book	(\$15.43)
Board share life ins variance February bank to book	\$7.06

**TOTAL RECONCILING ITEMS** **(\$156,537.57)**

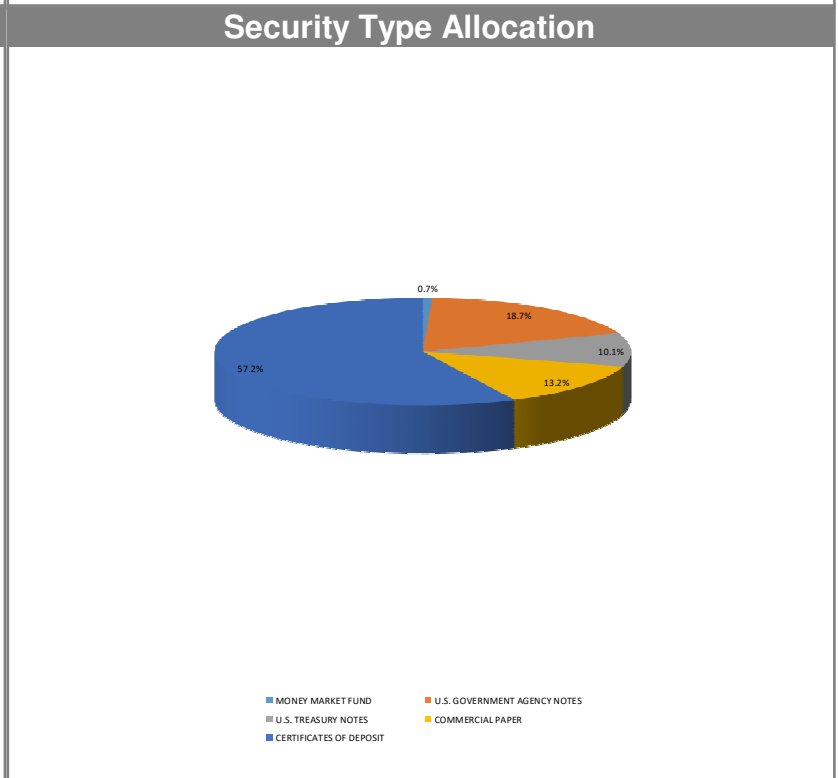
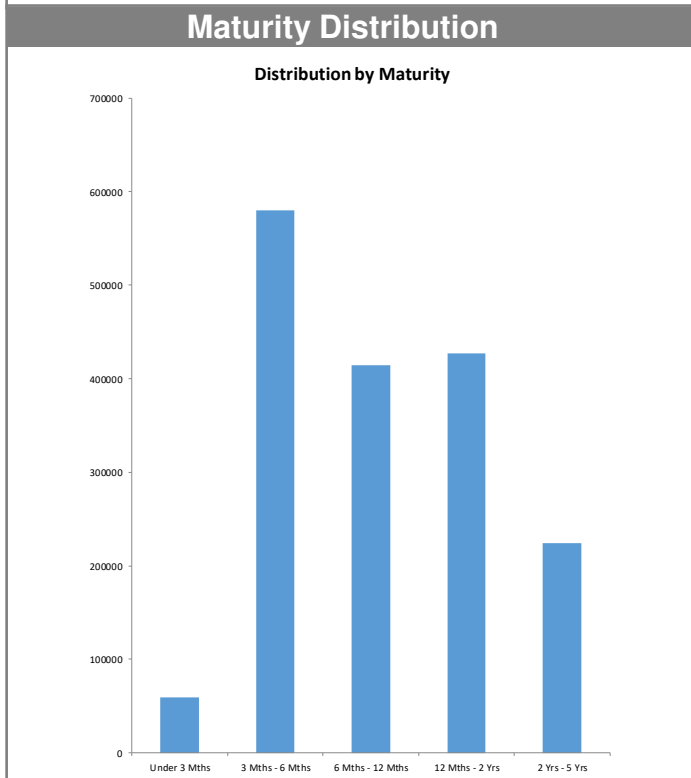
**RECONCILED BANK BALANCE** **\$13,683,120.92**

**TREASURER'S BALANCE** **\$13,683,120.92**

**VARIANCE** **\$0.00**

**Monthly Investment Summary**  
**Garfield Heights City Schools**  
**US Bank Custodian Acct Ending x70765**  
 February 29, 2024

Monthly Cash Flow Activity		Market Value Summary				
<b>From 01-31-24 through 02-29-24</b>						
Beginning Book Value	1,720,454.74	<b>Security Type</b>	<b>Market Value</b>	<b>Pct. Assets</b>	<b>Avg Yield at Cost</b>	<b>Wght Avg Mat</b>
Contributions	0.00	<b>Money Market Fund</b>				
Withdrawals	0.00	MONEY MARKET FUND	12,170.16	0.7	5.19	0.00
Prior Month Management Fees	-214.24	<b>Fixed Income</b>				
Realized Gains/Losses	49.00	U.S. GOVERNMENT AGENCY NOTES	320,255.79	18.7	0.56	0.99
Gross Interest Earnings	4,699.75	U.S. TREASURY NOTES	172,958.59	10.1	3.37	0.52
Ending Book Value	1,724,989.25	Accrued Interest	539.10	0.0		
		<b>Commercial Paper</b>				
		COMMERCIAL PAPER	226,542.25	13.2	5.68	0.28
		<b>Certificate of Deposit</b>				
		CERTIFICATES OF DEPOSIT	979,157.34	57.0	4.28	1.14
		Accrued Interest	5,231.73	0.3		
		<b>TOTAL PORTFOLIO</b>	<b>1,716,854.96</b>	<b>100.0</b>	<b>3.68</b>	<b>0.93</b>



**Disclosures:**

RedTree's internal accounting system is used as the source of the market value of this account. Although obtained from a source believed to be reliable, we cannot guarantee its accuracy. You should review all account statements provided by the custodian and compare with the statements provided by RedTree.

**Portfolio Holdings Report**  
**Garfield Heights City Schools**  
**US Bank Custodian Acct Ending x70765**  
 February 29, 2024

Quantity	Cusip	Security Description	Moody's	S&P	Cost Basis	Market Value	Yield at Cost	Wtd Maturity	Purchase Date
<b>U.S. GOVERNMENT AGENCY NOTES</b>									
140,000	3130AMBY7	Federal Home Ln Bank 0.550% Due 11-26-24	Aaa	AA+	139,986.00	135,335.00	0.55	0.72	05-28-21
110,000	3133EMER9	Federal Farm Credit Bank 0.470% Due 01-27-25	Aaa	AA+	109,873.50	105,467.21	0.50	0.89	10-29-20
85,000	3134GWZV1	Federal Home Ln Mtg 0.650% Due 10-22-25	Aaa	AA+	85,000.00	79,453.58	0.65	1.60	10-23-20
	Accrued Interest					450.00			
					334,859.50	320,705.79	0.56	0.99	
<b>U.S. TREASURY NOTES</b>									
155,000	91282CFG1	US Treasury Note 3.250% Due 08-31-24	Aaa	AA+	154,418.75	153,425.78	3.45	0.49	08-31-22
20,000	9128283P3	US Treasury Note 2.250% Due 12-31-24	Aaa	AA+	19,742.19	19,532.81	2.75	0.81	04-21-22
	Accrued Interest					89.10			
					174,160.94	173,047.69	3.37	0.52	
<b>CERTIFICATES OF DEPOSIT</b>									
59,000	949763ZA7	Wells Fargo Bank, SD 2.850% Due 04-10-24			58,941.00	58,847.35	2.89	0.11	04-16-19
115,000	61690UHH6	Morgan Stanley Bank, UT 2.650% Due 06-13-24			114,655.00	114,105.66	2.71	0.28	06-13-19
194,000	07815ACY1	Bell Bank, ND 4.750% Due 07-22-24			194,000.00	193,665.64	4.80	0.38	04-20-23
45,000	254673M94	Discover Bank, DE 3.300% Due 07-29-24			44,955.00	44,636.79	3.35	0.40	07-29-22
100,000	20033A3U8	Comenity Capital Bank, UT 4.650% Due 04-17-25			99,900.00	99,650.30	4.75	1.07	04-18-23
49,000	27002YFE1	EagleBank, MD 3.300% Due 08-18-25			48,926.50	47,918.65	3.38	1.40	08-18-22
100,000	31985HCG9	First Commerce Bank, NJ 4.800% Due 12-15-25			99,900.00	100,081.32	4.90	1.68	12-15-23
100,000	619165KA0	Morton Community Bank, IL 4.400% Due 02-13-26			99,925.00	99,442.86	4.48	1.83	02-13-24
120,000	02357QBT3	Amerant Bank NA, FL 4.950% Due 03-23-26			119,820.00	120,636.35	5.00	1.90	03-23-23
50,000	12547CAZ1	CIBC Bank USA, IL 4.550% Due 04-14-26			49,925.00	49,895.70	4.60	1.97	04-14-23
50,000	58404DUA7	Medallion Bank, UT 4.500% Due 12-29-26			49,925.00	50,276.70	4.60	2.61	12-29-23
	Accrued Interest					5,231.73			
					980,872.50	984,389.07	4.28	1.14	
<b>COMMERCIAL PAPER</b>									
100,000	06054NF48	Bank of America 0.000% Due 06-04-24		A-1	96,152.50	98,561.80	5.93	0.26	10-05-23
130,000	62479LFD2	MUFG Bank 0.000% Due 06-13-24	P-1	A-1	126,773.65	127,980.45	5.49	0.29	12-29-23
					222,926.15	226,542.25	5.68	0.28	
<b>MONEY MARKET FUND</b>									
	USBMMF	First American Treasury Obligations Fund			12,170.16	12,170.16	5.19		
<b>TOTAL PORTFOLIO</b>					1,724,989.25	1,716,854.96	3.68	0.93	

**Disclosures:**

RedTree's internal accounting system is used as the source of the market value of this account. Although obtained from a source believed to be reliable, we cannot guarantee its accuracy. You should review all account statements provided by the custodian and compare with the statements provided by RedTree.

Questions? Call 888.596.2293 or email [info@redtreeinv.com](mailto:info@redtreeinv.com)



P.O. Box 7177  
Dublin, OH 43017

## Account Statement

February 01, 2024 - February 29, 2024

ACCOUNT NUMBER

15348

REGISTRATION

GARFIELD HTS BD of EDUCATION  
ATTN PHILLIP J. OKO  
5640 BRIARCLIFF DR  
GARFIELD HTS, OH 44125

### Return Service Requested

0001148-0001234 PDFE 001 ----- 623296



GARFIELD HTS BD OF EDUCATION  
ATTN PHILLIP J. OKO  
5640 BRIARCLIFF DR  
GARFIELD HTS, OH 44125

### Client Services



Call: 800-648-STAR (7827)



Visit our website: [www.tos.ohio.gov/star-ohio](http://www.tos.ohio.gov/star-ohio)



Funds Management  
STAR Ohio  
Columbus, OH 43260

### Shareholder Message Center

STAR Ohio will close at 1:00 p.m. on Thursday, March 28 and Friday, March 29, 2024 in observance of Good Friday.

As a reminder, a 24 hr. advance transaction notification of both purchases and redemptions over \$100 million is highly recommended. Advanced notification allows the STAR Ohio fund to invest timely to achieve the best yield possible.

STAR Ohio forms are located in the Forms & Information section of your online account. You must log in to access these forms.

For questions or to update your account, please contact STAR Ohio from 8:30 a.m. to 5:00 p.m. Monday through Friday at 1.800.648.STAR (7827) or by emailing [info@starohio.com](mailto:info@starohio.com).

### ACCOUNT SUMMARY

Funds	Total Shares	Share Price	Share Value
STAR Ohio	10,977,937.500	\$1.0000	\$10,977,937.50

### DISTRIBUTION SUMMARY

Funds	YTD Earnings	Reinvestment Option
	Income	Income
STAR Ohio	\$61,783.89	Reinvest

### TRANSACTIONS

STAR Ohio Account Number: 15348

30 Day Yield = 5.49%

Date	Transaction Type	To/From Account Number	Shares	Share Price	Gross Amount	Share Value
	<b>Beginning Shares Balance</b>		<b>6,124,120.130</b>	<b>\$1.00</b>		<b>\$6,124,120.13</b>
02/22/2024	Purchase		5,535,697.590	\$1.00	\$5,535,697.59	11,659,817.72
02/28/2024	Redemption		(715,000.000)	\$1.00	(\$715,000.00)	10,944,817.72
02/29/2024	Income Dividend Reinvestment		33,119.780	\$1.00	\$33,119.78	10,977,937.50
	<b>Closing Balance</b>		<b>10,977,937.500</b>	<b>\$1.00</b>		<b>\$10,977,937.50</b>

Check Nur	Type	Date	Vendor #	Status	Reconcile I	Amount
124610	ACCOUNTS_PAYABLE	02/02/202	1000736	RECONCILED	02/05/202	\$ 8,897.00
124622	ACCOUNTS_PAYABLE	02/05/202	1000666	RECONCILED	02/06/202	\$ 125.00
124620	ACCOUNTS_PAYABLE	02/05/202	1000194	RECONCILED	02/06/202	\$ 35.98
124619	ACCOUNTS_PAYABLE	02/05/202	833512	RECONCILED	02/08/202	\$ 300.00
124618	ACCOUNTS_PAYABLE	02/05/202	833505	RECONCILED	02/06/202	\$ 275.00
124623	ACCOUNTS_PAYABLE	02/05/202	1000671	RECONCILED	02/06/202	\$ 42.00
124612	ACCOUNTS_PAYABLE	02/05/202	70131	RECONCILED	02/08/202	\$ 50.00
124611	ACCOUNTS_PAYABLE	02/05/202	40135	RECONCILED	02/06/202	\$ 187.50
124614	ACCOUNTS_PAYABLE	02/05/202	832454	RECONCILED	02/06/202	\$ 171.00
124621	ACCOUNTS_PAYABLE	02/05/202	1000401	RECONCILED	02/06/202	\$ 62.50
124616	ACCOUNTS_PAYABLE	02/05/202	833052	RECONCILED	02/06/202	\$ 62.50
124613	ACCOUNTS_PAYABLE	02/05/202	832441	RECONCILED	02/06/202	\$ 125.00
124615	ACCOUNTS_PAYABLE	02/05/202	832674	RECONCILED	02/06/202	\$ 62.50
124624	ACCOUNTS_PAYABLE	02/05/202	1000737	RECONCILED	02/06/202	\$ 141.72
124617	ACCOUNTS_PAYABLE	02/05/202	833216	RECONCILED	02/06/202	\$ 250.00
124625	ACCOUNTS_PAYABLE	02/06/202	1000489	RECONCILED	02/07/202	\$ 24,985.49
0	ACCOUNTS_PAYABLE	02/05/202	900051	RECONCILED	02/07/202	\$ 8,518.81
124628	ACCOUNTS_PAYABLE	02/07/202	20237	RECONCILED	02/08/202	\$ 38,823.27
124637	ACCOUNTS_PAYABLE	02/07/202	90140	RECONCILED	02/12/202	\$ 25,032.76
124652	ACCOUNTS_PAYABLE	02/07/202	832828	RECONCILED	02/08/202	\$ 90.92
124634	ACCOUNTS_PAYABLE	02/07/202	50110	RECONCILED	02/14/202	\$ 3,515.88
124635	ACCOUNTS_PAYABLE	02/07/202	50183	RECONCILED	02/12/202	\$ 41,420.90
124646	ACCOUNTS_PAYABLE	02/07/202	210114	RECONCILED	02/08/202	\$ 2,221.86
124647	ACCOUNTS_PAYABLE	02/07/202	230340	RECONCILED	02/08/202	\$ 2,829.60
124631	ACCOUNTS_PAYABLE	02/07/202	30762	RECONCILED	03/07/202	\$ 50.36
124654	ACCOUNTS_PAYABLE	02/07/202	833372	RECONCILED	02/16/202	\$ 9,550.00
124644	ACCOUNTS_PAYABLE	02/07/202	200152	RECONCILED	02/08/202	\$ 782.50
124651	ACCOUNTS_PAYABLE	02/07/202	832754	RECONCILED	02/08/202	\$ 1,228.78
124626	ACCOUNTS_PAYABLE	02/07/202	10451	RECONCILED	02/20/202	\$ 250.00
124640	ACCOUNTS_PAYABLE	02/07/202	150183	RECONCILED	02/08/202	\$ 1,971.06
124641	ACCOUNTS_PAYABLE	02/07/202	160219	RECONCILED	02/08/202	\$ 459.69
124630	ACCOUNTS_PAYABLE	02/07/202	30640	OUTSTANDING		\$ 1,315.00
124638	ACCOUNTS_PAYABLE	02/07/202	110170	RECONCILED	02/08/202	\$ 664.48
124655	ACCOUNTS_PAYABLE	02/07/202	1000286	RECONCILED	02/23/202	\$ 435.00
124636	ACCOUNTS_PAYABLE	02/07/202	50362	RECONCILED	02/12/202	\$ 4,122.28
124650	ACCOUNTS_PAYABLE	02/07/202	832657	RECONCILED	02/08/202	\$ 25,307.75
124633	ACCOUNTS_PAYABLE	02/07/202	40052	RECONCILED	02/08/202	\$ 6,407.50
124639	ACCOUNTS_PAYABLE	02/07/202	150101	RECONCILED	02/13/202	\$ 1,113.56
124657	ACCOUNTS_PAYABLE	02/07/202	1000724	RECONCILED	02/16/202	\$ 8,396.00
124627	ACCOUNTS_PAYABLE	02/07/202	20226	RECONCILED	02/08/202	\$ 5,800.00
124645	ACCOUNTS_PAYABLE	02/07/202	200240	RECONCILED	02/08/202	\$ 885.21
124632	ACCOUNTS_PAYABLE	02/07/202	30767	RECONCILED	02/12/202	\$ 126.00
124643	ACCOUNTS_PAYABLE	02/07/202	190000	RECONCILED	02/08/202	\$ 298.00
124642	ACCOUNTS_PAYABLE	02/07/202	180322	RECONCILED	02/08/202	\$ 521,291.51
124629	ACCOUNTS_PAYABLE	02/07/202	30240	RECONCILED	02/08/202	\$ 275.50
124653	ACCOUNTS_PAYABLE	02/07/202	832917	RECONCILED	02/08/202	\$ 2,566.67

124658	ACCOUNTS_PAYABLE	02/07/202	1000725	RECONCILED	02/12/202	\$	227.50
124656	ACCOUNTS_PAYABLE	02/07/202	1000681	RECONCILED	02/13/202	\$	3,125.00
124648	ACCOUNTS_PAYABLE	02/07/202	831969	RECONCILED	02/12/202	\$	50,685.00
124649	ACCOUNTS_PAYABLE	02/07/202	832654	RECONCILED	02/21/202	\$	54,487.00
124659	ACCOUNTS_PAYABLE	02/07/202	1000733	RECONCILED	02/29/202	\$	100.00
124660	ACCOUNTS_PAYABLE	02/07/202	1000739	RECONCILED	02/08/202	\$	3,550.00
124665	ACCOUNTS_PAYABLE	02/12/202	130099	RECONCILED	02/13/202	\$	187.50
124663	ACCOUNTS_PAYABLE	02/12/202	120138	VOID		\$	232.09
124669	ACCOUNTS_PAYABLE	02/12/202	833145	RECONCILED	02/13/202	\$	79.00
124661	ACCOUNTS_PAYABLE	02/12/202	70131	RECONCILED	03/11/202	\$	250.00
124677	ACCOUNTS_PAYABLE	02/12/202	1000683	RECONCILED	02/13/202	\$	125.00
124666	ACCOUNTS_PAYABLE	02/12/202	830735	RECONCILED	02/13/202	\$	315.56
124675	ACCOUNTS_PAYABLE	02/12/202	1000553	RECONCILED	02/13/202	\$	875.00
124668	ACCOUNTS_PAYABLE	02/12/202	832866	RECONCILED	02/13/202	\$	125.00
124678	ACCOUNTS_PAYABLE	02/12/202	1000711	RECONCILED	02/13/202	\$	125.00
124674	ACCOUNTS_PAYABLE	02/12/202	1000431	RECONCILED	02/13/202	\$	125.00
124664	ACCOUNTS_PAYABLE	02/12/202	130081	RECONCILED	02/13/202	\$	62.50
124670	ACCOUNTS_PAYABLE	02/12/202	1000194	RECONCILED	02/13/202	\$	28.98
124667	ACCOUNTS_PAYABLE	02/12/202	831231	RECONCILED	02/13/202	\$	125.00
124671	ACCOUNTS_PAYABLE	02/12/202	1000243	RECONCILED	03/05/202	\$	900.00
124662	ACCOUNTS_PAYABLE	02/12/202	100330	RECONCILED	02/13/202	\$	50.00
124672	ACCOUNTS_PAYABLE	02/12/202	1000360	RECONCILED	02/13/202	\$	104.93
124673	ACCOUNTS_PAYABLE	02/12/202	1000398	RECONCILED	02/13/202	\$	125.00
124676	ACCOUNTS_PAYABLE	02/12/202	1000583	RECONCILED	02/26/202	\$	165.00
124704	ACCOUNTS_PAYABLE	02/14/202	833446	RECONCILED	02/15/202	\$	1,116.90
124687	ACCOUNTS_PAYABLE	02/14/202	120271	RECONCILED	02/20/202	\$	1,517.81
124693	ACCOUNTS_PAYABLE	02/14/202	220110	RECONCILED	02/15/202	\$	166,630.00
124692	ACCOUNTS_PAYABLE	02/14/202	200242	RECONCILED	02/15/202	\$	3,979.81
124698	ACCOUNTS_PAYABLE	02/14/202	831636	RECONCILED	02/15/202	\$	1,675.00
124684	ACCOUNTS_PAYABLE	02/14/202	70438	RECONCILED	02/20/202	\$	454.14
124691	ACCOUNTS_PAYABLE	02/14/202	200240	RECONCILED	02/15/202	\$	278.72
124699	ACCOUNTS_PAYABLE	02/14/202	832109	RECONCILED	02/15/202	\$	67.47
124714	ACCOUNTS_PAYABLE	02/14/202	1000637	RECONCILED	02/15/202	\$	16,745.00
124701	ACCOUNTS_PAYABLE	02/14/202	832828	RECONCILED	02/15/202	\$	557.40
124681	ACCOUNTS_PAYABLE	02/14/202	40220	RECONCILED	02/16/202	\$	523.15
124689	ACCOUNTS_PAYABLE	02/14/202	180214	RECONCILED	02/15/202	\$	12,923.63
124712	ACCOUNTS_PAYABLE	02/14/202	1000625	RECONCILED	02/20/202	\$	399.00
124688	ACCOUNTS_PAYABLE	02/14/202	150101	RECONCILED	02/20/202	\$	1,534.43
124686	ACCOUNTS_PAYABLE	02/14/202	80346	RECONCILED	02/15/202	\$	10,367.25
124679	ACCOUNTS_PAYABLE	02/14/202	20327	RECONCILED	02/15/202	\$	11,580.00
124708	ACCOUNTS_PAYABLE	02/14/202	1000305	RECONCILED	02/15/202	\$	1,349.40
124713	ACCOUNTS_PAYABLE	02/14/202	1000635	RECONCILED	02/15/202	\$	83,946.64
124695	ACCOUNTS_PAYABLE	02/14/202	803379	RECONCILED	02/15/202	\$	25.98
124680	ACCOUNTS_PAYABLE	02/14/202	30467	RECONCILED	02/15/202	\$	8,889.57
124710	ACCOUNTS_PAYABLE	02/14/202	1000471	RECONCILED	03/04/202	\$	362.40
124696	ACCOUNTS_PAYABLE	02/14/202	831162	RECONCILED	02/20/202	\$	426.57
124709	ACCOUNTS_PAYABLE	02/14/202	1000364	RECONCILED	02/15/202	\$	442.75

124703	ACCOUNTS_PAYABLE	02/14/202	833279	RECONCILED	02/20/202	\$	7,700.00
124690	ACCOUNTS_PAYABLE	02/14/202	190000	RECONCILED	02/15/202	\$	156.00
124702	ACCOUNTS_PAYABLE	02/14/202	832877	RECONCILED	02/15/202	\$	652.87
124707	ACCOUNTS_PAYABLE	02/14/202	1000297	RECONCILED	02/21/202	\$	5,991.00
124711	ACCOUNTS_PAYABLE	02/14/202	1000497	RECONCILED	02/21/202	\$	1,122.60
124715	ACCOUNTS_PAYABLE	02/14/202	1000700	RECONCILED	02/20/202	\$	3,594.00
124705	ACCOUNTS_PAYABLE	02/14/202	833472	RECONCILED	02/15/202	\$	3,125.00
124716	ACCOUNTS_PAYABLE	02/14/202	1000732	RECONCILED	02/21/202	\$	5,500.00
124706	ACCOUNTS_PAYABLE	02/14/202	833517	RECONCILED	02/15/202	\$	208.50
124683	ACCOUNTS_PAYABLE	02/14/202	70405	OUTSTANDING		\$	9,875.00
124697	ACCOUNTS_PAYABLE	02/14/202	831579	RECONCILED	02/15/202	\$	15,000.00
124694	ACCOUNTS_PAYABLE	02/14/202	505047	RECONCILED	02/16/202	\$	67.50
124685	ACCOUNTS_PAYABLE	02/14/202	80109	RECONCILED	02/20/202	\$	387.36
124682	ACCOUNTS_PAYABLE	02/14/202	60147	RECONCILED	02/21/202	\$	508.00
124700	ACCOUNTS_PAYABLE	02/14/202	832147	RECONCILED	02/26/202	\$	135.00
0	ACCOUNTS_PAYABLE	02/15/202	120271	RECONCILED	02/20/202	\$	546.64
124717	ACCOUNTS_PAYABLE	02/16/202	120138	RECONCILED	02/21/202	\$	232.09
124721	ACCOUNTS_PAYABLE	02/20/202	200212	RECONCILED	02/20/202	\$	669.17
124719	ACCOUNTS_PAYABLE	02/20/202	70131	RECONCILED	03/11/202	\$	50.00
124729	ACCOUNTS_PAYABLE	02/20/202	833207	RECONCILED	02/23/202	\$	186.04
124724	ACCOUNTS_PAYABLE	02/20/202	832198	RECONCILED	02/21/202	\$	50.00
124725	ACCOUNTS_PAYABLE	02/20/202	832331	RECONCILED	02/21/202	\$	125.00
124720	ACCOUNTS_PAYABLE	02/20/202	190246	RECONCILED	02/21/202	\$	342.88
124718	ACCOUNTS_PAYABLE	02/20/202	40185	RECONCILED	02/21/202	\$	25.00
124723	ACCOUNTS_PAYABLE	02/20/202	830861	RECONCILED	02/21/202	\$	462.50
124726	ACCOUNTS_PAYABLE	02/20/202	832453	RECONCILED	02/21/202	\$	125.00
124730	ACCOUNTS_PAYABLE	02/20/202	1000401	RECONCILED	02/21/202	\$	62.50
124732	ACCOUNTS_PAYABLE	02/20/202	1000747	RECONCILED	02/22/202	\$	847.33
124731	ACCOUNTS_PAYABLE	02/20/202	1000460	RECONCILED	02/21/202	\$	100.00
124722	ACCOUNTS_PAYABLE	02/20/202	703291	RECONCILED	02/21/202	\$	125.00
124728	ACCOUNTS_PAYABLE	02/20/202	832852	RECONCILED	02/21/202	\$	297.20
124727	ACCOUNTS_PAYABLE	02/20/202	832674	RECONCILED	02/21/202	\$	62.50
124771	ACCOUNTS_PAYABLE	02/21/202	1000723	RECONCILED	02/23/202	\$	24,296.38
124756	ACCOUNTS_PAYABLE	02/21/202	831424	RECONCILED	02/22/202	\$	16,474.81
124736	ACCOUNTS_PAYABLE	02/21/202	40073	RECONCILED	02/22/202	\$	8,511.77
124742	ACCOUNTS_PAYABLE	02/21/202	80226	RECONCILED	02/26/202	\$	2,675.32
124759	ACCOUNTS_PAYABLE	02/21/202	832680	RECONCILED	02/22/202	\$	1,132.35
124748	ACCOUNTS_PAYABLE	02/21/202	160245	RECONCILED	02/23/202	\$	345.00
124741	ACCOUNTS_PAYABLE	02/21/202	70448	RECONCILED	02/26/202	\$	87,020.66
124737	ACCOUNTS_PAYABLE	02/21/202	50110	RECONCILED	02/29/202	\$	5,521.62
124745	ACCOUNTS_PAYABLE	02/21/202	110170	RECONCILED	02/22/202	\$	1,231.28
124744	ACCOUNTS_PAYABLE	02/21/202	100283	RECONCILED	02/22/202	\$	921.68
124740	ACCOUNTS_PAYABLE	02/21/202	70438	RECONCILED	02/26/202	\$	1,247.93
124769	ACCOUNTS_PAYABLE	02/21/202	1000495	RECONCILED	02/22/202	\$	18,479.20
124750	ACCOUNTS_PAYABLE	02/21/202	180214	RECONCILED	02/22/202	\$	8,085.87
124752	ACCOUNTS_PAYABLE	02/21/202	190410	RECONCILED	02/22/202	\$	870.00
124758	ACCOUNTS_PAYABLE	02/21/202	832676	RECONCILED	02/26/202	\$	190.00



124767	ACCOUNTS_PAYABLE	02/21/202	1000249	RECONCILED	03/05/202	\$	1,209.79
124773	ACCOUNTS_PAYABLE	02/21/202	1000738	RECONCILED	03/01/202	\$	7,500.00
124770	ACCOUNTS_PAYABLE	02/21/202	1000625	RECONCILED	02/26/202	\$	1,695.75
124761	ACCOUNTS_PAYABLE	02/21/202	832858	RECONCILED	02/22/202	\$	29.97
124749	ACCOUNTS_PAYABLE	02/21/202	160275	RECONCILED	02/22/202	\$	35,775.11
124743	ACCOUNTS_PAYABLE	02/21/202	90140	RECONCILED	02/23/202	\$	2,494.75
124735	ACCOUNTS_PAYABLE	02/21/202	40052	RECONCILED	02/22/202	\$	157.20
124762	ACCOUNTS_PAYABLE	02/21/202	832932	RECONCILED	02/22/202	\$	164.08
124746	ACCOUNTS_PAYABLE	02/21/202	140329	RECONCILED	02/23/202	\$	172.80
124738	ACCOUNTS_PAYABLE	02/21/202	70107	RECONCILED	02/22/202	\$	3,350.68
124760	ACCOUNTS_PAYABLE	02/21/202	832737	RECONCILED	02/26/202	\$	50.00
124757	ACCOUNTS_PAYABLE	02/21/202	832489	RECONCILED	02/22/202	\$	236.55
124739	ACCOUNTS_PAYABLE	02/21/202	70405	OUTSTANDING		\$	9,875.00
124765	ACCOUNTS_PAYABLE	02/21/202	833268	RECONCILED	02/22/202	\$	98.00
124734	ACCOUNTS_PAYABLE	02/21/202	30240	RECONCILED	02/22/202	\$	300.00
124733	ACCOUNTS_PAYABLE	02/21/202	10451	RECONCILED	02/26/202	\$	13,460.00
124764	ACCOUNTS_PAYABLE	02/21/202	833200	RECONCILED	02/22/202	\$	14,037.54
124768	ACCOUNTS_PAYABLE	02/21/202	1000271	RECONCILED	02/22/202	\$	4,000.00
124755	ACCOUNTS_PAYABLE	02/21/202	702329	RECONCILED	02/22/202	\$	57.32
124751	ACCOUNTS_PAYABLE	02/21/202	190000	RECONCILED	02/22/202	\$	412.00
124754	ACCOUNTS_PAYABLE	02/21/202	210114	RECONCILED	02/22/202	\$	2,212.76
124766	ACCOUNTS_PAYABLE	02/21/202	833372	RECONCILED	02/27/202	\$	7,922.50
124763	ACCOUNTS_PAYABLE	02/21/202	833080	RECONCILED	02/22/202	\$	666.25
124753	ACCOUNTS_PAYABLE	02/21/202	200258	RECONCILED	02/26/202	\$	1,148.00
124747	ACCOUNTS_PAYABLE	02/21/202	150180	RECONCILED	02/26/202	\$	5,800.00
124772	ACCOUNTS_PAYABLE	02/21/202	1000728	RECONCILED	02/26/202	\$	2,017.92
0	ACCOUNTS_PAYABLE	02/26/202	900057	RECONCILED	02/27/202	\$	4,000.00
124780	ACCOUNTS_PAYABLE	02/26/202	1000161	RECONCILED	02/27/202	\$	125.00
124782	ACCOUNTS_PAYABLE	02/26/202	1000677	RECONCILED	02/27/202	\$	1,377.97
124777	ACCOUNTS_PAYABLE	02/26/202	832851	RECONCILED	02/27/202	\$	50.00
124776	ACCOUNTS_PAYABLE	02/26/202	130081	RECONCILED	02/27/202	\$	62.50
124781	ACCOUNTS_PAYABLE	02/26/202	1000668	RECONCILED	02/27/202	\$	125.00
124779	ACCOUNTS_PAYABLE	02/26/202	833337	RECONCILED	02/27/202	\$	250.00
124774	ACCOUNTS_PAYABLE	02/26/202	100128	RECONCILED	02/27/202	\$	108.06
124783	ACCOUNTS_PAYABLE	02/26/202	1000692	RECONCILED	02/27/202	\$	125.00
124778	ACCOUNTS_PAYABLE	02/26/202	833052	RECONCILED	02/27/202	\$	62.50
124775	ACCOUNTS_PAYABLE	02/26/202	110121	RECONCILED	02/27/202	\$	125.00
124799	ACCOUNTS_PAYABLE	02/28/202	70243	RECONCILED	03/04/202	\$	235.02
124807	ACCOUNTS_PAYABLE	02/28/202	160281	RECONCILED	03/01/202	\$	5,547.50
124801	ACCOUNTS_PAYABLE	02/28/202	90140	RECONCILED	03/05/202	\$	52,207.68
124806	ACCOUNTS_PAYABLE	02/28/202	160275	RECONCILED	02/29/202	\$	25,618.00
124793	ACCOUNTS_PAYABLE	02/28/202	30546	RECONCILED	03/05/202	\$	641.34
124815	ACCOUNTS_PAYABLE	02/28/202	831162	RECONCILED	03/04/202	\$	665.56
124814	ACCOUNTS_PAYABLE	02/28/202	830535	RECONCILED	03/04/202	\$	450.00
124800	ACCOUNTS_PAYABLE	02/28/202	80109	RECONCILED	03/04/202	\$	308.52
124821	ACCOUNTS_PAYABLE	02/28/202	1000050	RECONCILED	03/04/202	\$	340.00
124809	ACCOUNTS_PAYABLE	02/28/202	210114	RECONCILED	02/29/202	\$	3,421.41

124828	ACCOUNTS_PAYABLE	02/28/202	1000525	RECONCILED	03/05/202	\$	60.00
124811	ACCOUNTS_PAYABLE	02/28/202	230417	RECONCILED	02/29/202	\$	3,135.00
124803	ACCOUNTS_PAYABLE	02/28/202	120118	RECONCILED	03/08/202	\$	800.00
124810	ACCOUNTS_PAYABLE	02/28/202	230340	RECONCILED	02/29/202	\$	1,161.00
124802	ACCOUNTS_PAYABLE	02/28/202	100088	RECONCILED	02/29/202	\$	129.65
124784	ACCOUNTS_PAYABLE	02/28/202	10109	RECONCILED	03/05/202	\$	453.00
124831	ACCOUNTS_PAYABLE	02/28/202	1000696	RECONCILED	02/29/202	\$	3,333.33
124794	ACCOUNTS_PAYABLE	02/28/202	40052	RECONCILED	02/29/202	\$	495.27
124808	ACCOUNTS_PAYABLE	02/28/202	190000	RECONCILED	02/29/202	\$	900.00
124797	ACCOUNTS_PAYABLE	02/28/202	50300	RECONCILED	02/29/202	\$	782.00
124789	ACCOUNTS_PAYABLE	02/28/202	30117	RECONCILED	02/29/202	\$	652.67
124804	ACCOUNTS_PAYABLE	02/28/202	150101	RECONCILED	03/04/202	\$	2,099.42
124796	ACCOUNTS_PAYABLE	02/28/202	50183	RECONCILED	02/29/202	\$	9,798.05
124823	ACCOUNTS_PAYABLE	02/28/202	1000203	RECONCILED	02/29/202	\$	5,210.60
124829	ACCOUNTS_PAYABLE	02/28/202	1000625	RECONCILED	03/04/202	\$	2,793.00
124830	ACCOUNTS_PAYABLE	02/28/202	1000628	RECONCILED	02/29/202	\$	2,387.00
124798	ACCOUNTS_PAYABLE	02/28/202	70148	RECONCILED	02/29/202	\$	523.54
124812	ACCOUNTS_PAYABLE	02/28/202	803379	RECONCILED	02/29/202	\$	55.18
124792	ACCOUNTS_PAYABLE	02/28/202	30400	RECONCILED	03/07/202	\$	1,000.00
124805	ACCOUNTS_PAYABLE	02/28/202	160260	RECONCILED	03/04/202	\$	680.00
124817	ACCOUNTS_PAYABLE	02/28/202	832931	RECONCILED	02/29/202	\$	6,120.24
124820	ACCOUNTS_PAYABLE	02/28/202	833446	RECONCILED	02/29/202	\$	1,111.25
124786	ACCOUNTS_PAYABLE	02/28/202	20226	RECONCILED	02/29/202	\$	2,900.00
124832	ACCOUNTS_PAYABLE	02/28/202	1000708	RECONCILED	03/06/202	\$	8,396.00
124827	ACCOUNTS_PAYABLE	02/28/202	1000471	RECONCILED	03/04/202	\$	1,449.60
124818	ACCOUNTS_PAYABLE	02/28/202	833383	RECONCILED	02/29/202	\$	161.42
124795	ACCOUNTS_PAYABLE	02/28/202	50110	RECONCILED	03/07/202	\$	2,687.96
124833	ACCOUNTS_PAYABLE	02/28/202	1000742	RECONCILED	03/07/202	\$	575.00
124813	ACCOUNTS_PAYABLE	02/28/202	803391	RECONCILED	02/29/202	\$	1,324.43
124791	ACCOUNTS_PAYABLE	02/28/202	30383	RECONCILED	02/29/202	\$	2,937.06
124785	ACCOUNTS_PAYABLE	02/28/202	10451	RECONCILED	03/11/202	\$	15,838.50
124826	ACCOUNTS_PAYABLE	02/28/202	1000379	RECONCILED	02/29/202	\$	225.00
124825	ACCOUNTS_PAYABLE	02/28/202	1000374	RECONCILED	02/29/202	\$	312.00
124822	ACCOUNTS_PAYABLE	02/28/202	1000176	RECONCILED	02/29/202	\$	2,740.70
124816	ACCOUNTS_PAYABLE	02/28/202	832909	RECONCILED	02/29/202	\$	20,575.70
124819	ACCOUNTS_PAYABLE	02/28/202	833444	RECONCILED	02/29/202	\$	80,388.75
124788	ACCOUNTS_PAYABLE	02/28/202	20237	RECONCILED	02/29/202	\$	11,354.89
124824	ACCOUNTS_PAYABLE	02/28/202	1000366	RECONCILED	02/29/202	\$	423,650.80
124787	ACCOUNTS_PAYABLE	02/28/202	20229	RECONCILED	02/29/202	\$	2,799.43
124790	ACCOUNTS_PAYABLE	02/28/202	30240	RECONCILED	02/29/202	\$	262.52
0	ACCOUNTS_PAYABLE	02/29/202	900016	RECONCILED	02/29/202	\$	287,266.00
0	ACCOUNTS_PAYABLE	02/29/202	900017	RECONCILED	02/29/202	\$	89,146.00
0	PAYROLL	02/09/2024		RECONCILED	02/29/202	\$	1,088,970.94
0	PAYROLL	02/23/2024		RECONCILED	02/29/202	\$	1,131,618.73
0	ACCOUNTS_PAYABLE	02/29/202	900022	RECONCILED	02/29/202	\$	3,273.21
0	ACCOUNTS_PAYABLE	02/29/202	900039	RECONCILED	02/29/202	\$	31,010.70
0	ACCOUNTS_PAYABLE	02/29/202	900050	RECONCILED	02/29/202	\$	12,600.16

0 ACCOUNTS_PAYABLE	02/29/202	900008 RECONCILED	02/29/202	\$	456,425.14
0 ACCOUNTS_PAYABLE	02/29/202	900016 RECONCILED	02/29/202	\$	31,178.52
0 ACCOUNTS_PAYABLE	02/29/202	900047 RECONCILED	02/29/202	\$	1,956.06
0 ACCOUNTS_PAYABLE	02/29/202	900017 RECONCILED	02/29/202	\$	2,531.92